

Beam Target Optimization for

DAE δ ALUS

Tess E. Smidt

MIT

APS April Meeting

April 2, 2012

***Decay
At-rest
Experiment for
 δ_{cp} studies
At the
Laboratory for
Underground
Science***

$$U =$$

$$\begin{bmatrix} c_{12}c_{13} & s_{12}c_{13} & s_{13}e^{-i\delta} \\ -s_{12}c_{23} - c_{12}s_{23}s_{13}e^{i\delta} & c_{12}c_{23} - s_{12}s_{23}s_{13}e^{i\delta} & s_{23}c_{13} \\ s_{12}c_{23} - c_{12}s_{23}s_{13}e^{i\delta} & -c_{12}s_{23} - s_{12}s_{23}s_{13}e^{i\delta} & c_{23}c_{13} \end{bmatrix}$$

$$\times \begin{bmatrix} e^{i\alpha_1/2} & 0 & 0 \\ 0 & e^{i\alpha_2/2} & 0 \\ 0 & 0 & 1 \end{bmatrix}$$

$$P_{osc} (\bar{\nu}_\mu \rightarrow \bar{\nu}_e) =$$

$$\begin{aligned} & (\sin^2 \theta_{23} \sin^2 2\theta_{13}) (\sin^2 \Delta_{31}) \\ + \sin \delta & (\sin 2\theta_{13} \sin 2\theta_{23} \sin 2\theta_{12}) (\sin^2 \Delta_{31} \sin \Delta_{21}) \\ + \cos \delta & (\sin 2\theta_{13} \sin 2\theta_{23} \sin 2\theta_{12}) (\sin \Delta_{31} \cos \Delta_{31} \sin \Delta_{21}) \\ & + (\cos^2 \theta_{23} \sin^2 2\theta_{12}) (\sin^2 \Delta_{21}) \end{aligned}$$

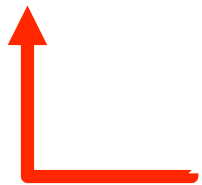
[in vacuum!]

$$\Delta_{ij} = \Delta m_{ij}^2 L / 4E_\nu$$

$$P_{osc} (\bar{\nu}_\mu \rightarrow \bar{\nu}_e) =$$

δ_{CP}

$$\begin{aligned}
 & (\sin^2 \theta_{23} \sin^2 2\theta_{13}) (\sin^2 \Delta_{31}) \\
 \mp \sin \delta & (\sin 2\theta_{13} \sin 2\theta_{23} \sin 2\theta_{12}) (\sin^2 \Delta_{31} \sin \Delta_{21}) \\
 + \cos \delta & (\sin 2\theta_{13} \sin 2\theta_{23} \sin 2\theta_{12}) (\sin \Delta_{31} \cos \Delta_{31} \sin \Delta_{21}) \\
 & + (\cos^2 \theta_{23} \sin^2 2\theta_{12}) (\sin^2 \Delta_{21})
 \end{aligned}$$



Sign change
 ν VS. $\bar{\nu}$

[in vacuum]

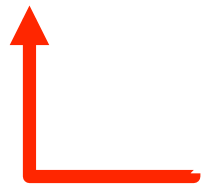
$$\Delta_{ij} = \Delta m_{ij}^2 L / 4E_\nu$$

$$P_{osc} (\bar{\nu}_\mu \rightarrow \bar{\nu}_e) =$$

δ_{CP}

Mixing Angles

	$(\sin^2 \theta_{23} \sin^2 2\theta_{13})$	$(\sin^2 \Delta_{31})$
$\mp \sin \delta$	$(\sin 2\theta_{13} \sin 2\theta_{23} \sin 2\theta_{12})$	$(\sin^2 \Delta_{31} \sin \Delta_{21})$
$+\cos \delta$	$(\sin 2\theta_{13} \sin 2\theta_{23} \sin 2\theta_{12})$	$(\sin \Delta_{31} \cos \Delta_{31} \sin \Delta_{21})$
	$+ (\cos^2 \theta_{23} \sin^2 2\theta_{12})$	$(\sin^2 \Delta_{21})$



Sign change
 ν VS. $\bar{\nu}$

[in vacuum]

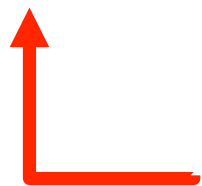
$$\Delta_{ij} = \Delta m_{ij}^2 L / 4E_\nu$$

$$P_{osc} (\bar{\nu}_\mu \rightarrow \bar{\nu}_e) =$$

 δ_{CP}

Mixing Angles

	$(\sin^2 \theta_{23} \sin^2 2\theta_{13})$	$(\sin^2 \Delta_{31})$
$\mp \sin \delta$	$(\sin 2\theta_{13} \sin 2\theta_{23} \sin 2\theta_{12})$	$(\sin^2 \Delta_{31} \sin \Delta_{21})$
$+\cos \delta$	$(\sin 2\theta_{13} \sin 2\theta_{23} \sin 2\theta_{12})$	$(\sin \Delta_{31} \cos \Delta_{31} \sin \Delta_{21})$
	$+ (\cos^2 \theta_{23} \sin^2 2\theta_{12})$	$(\sin^2 \Delta_{21})$



Sign change
 ν VS. $\bar{\nu}$

[in vacuum]

Dependence on
 distance from source

$$\Delta_{ij} = \Delta m_{ij}^2 \boxed{L} / 4E_\nu$$

Measuring Effect of δ_{CP} On Oscillations

Traditional Method

Compare neutrino and anti-neutrino measurement

Use high energy neutrinos

↳ Long oscillation wavelength

↳ Matter effects

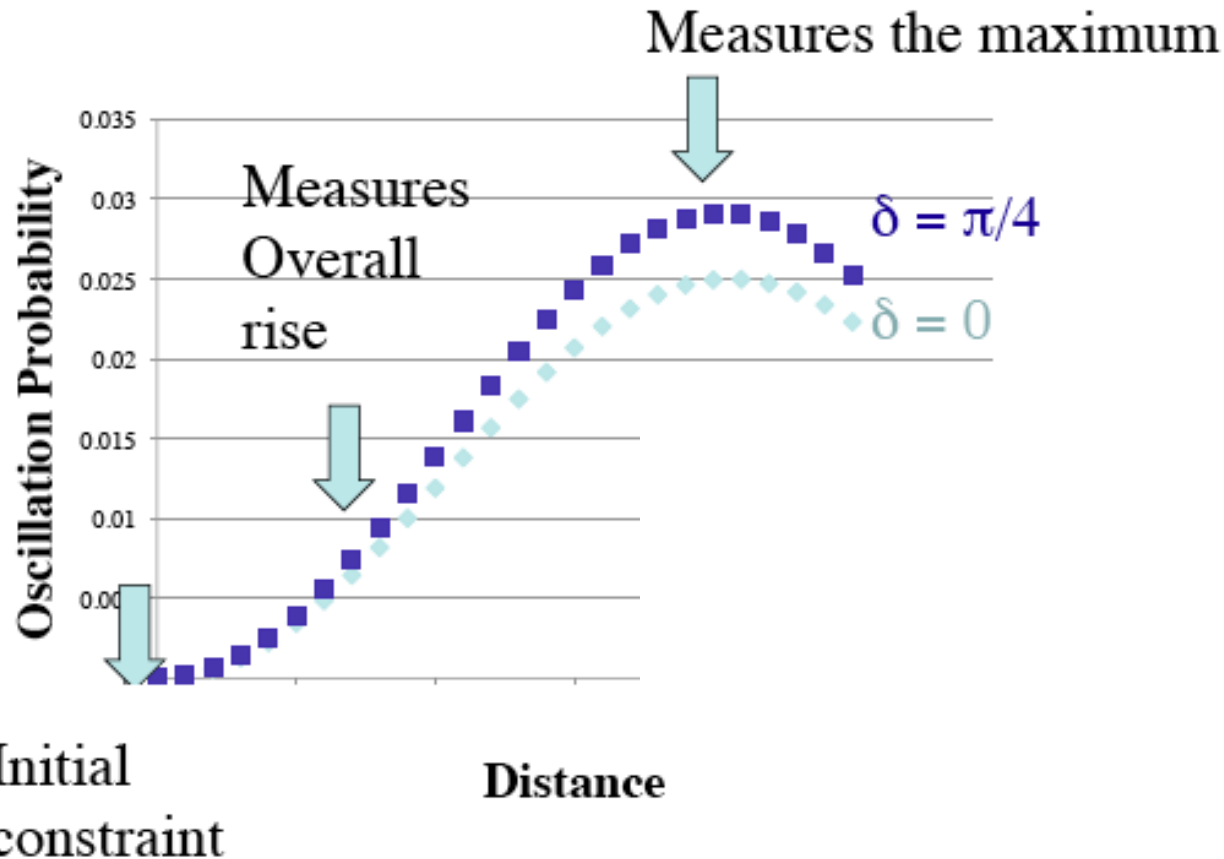
Measuring Effect of δ_{CP} On Oscillations

DAE δ ALUS's Approach

Utilize distance dependence of probability.

Measure flux at 3 distances:

Initial constraint, rise, and maximum.



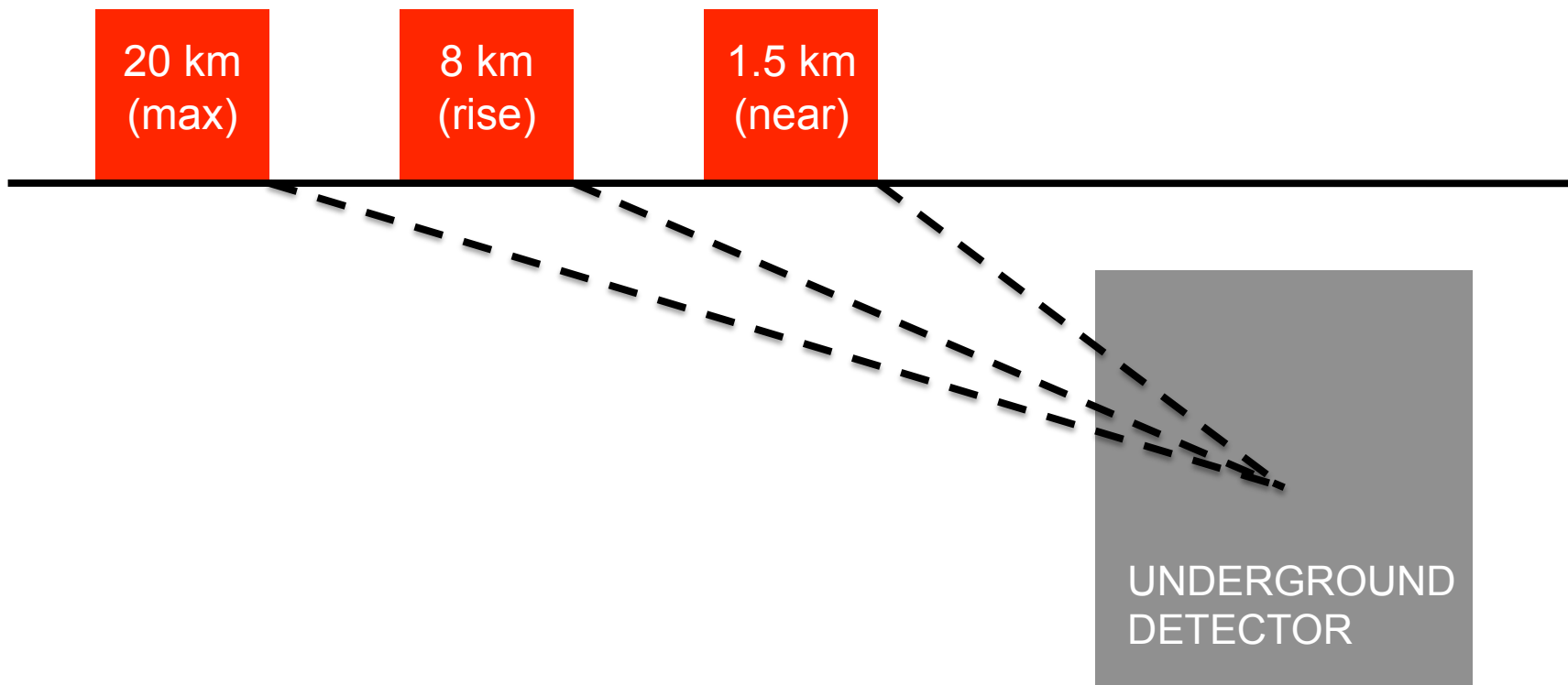
DAE δ ALUS - Design

3 sources, 1 detector

Each source:

1 H₂⁺ compact cyclotron - ~800MeV Protons out

1 Beam Target



Target Design Considerations

Delta Resonances:

$$\Delta^+ \rightarrow \pi^+ n$$

$$\Delta^- \rightarrow \pi^- n$$

Pion Decays:

$$\begin{aligned} \pi^+ &\rightarrow \mu^+ \nu_\mu \\ &\hookrightarrow e^+ \bar{\nu}_\mu \nu_e \end{aligned}$$

$$\begin{aligned} \pi^- &\rightarrow \mu^- \bar{\nu}_\mu \\ &\hookrightarrow e^- \nu_\mu \bar{\nu}_e \end{aligned}$$

Target Design Considerations

Delta Resonances:

$$\Delta^+ \rightarrow \pi^+ n$$

$$\Delta^- \rightarrow \pi^- n$$

Pion Decays:

$$\pi^+ \rightarrow \mu^+ \nu_\mu$$

$$\pi^- \rightarrow \mu^- \bar{\nu}_\mu$$

$$\hookrightarrow e^+ \bar{\nu}_\mu \nu_e$$

$$\hookrightarrow e^- \nu_\mu \bar{\nu}_e$$

Maximize muon antineutrino flux

Minimize electron antineutrino background

NOT melt the target

Keep radiation to acceptable levels

Target Design Considerations

Delta Resonances:

$$\Delta^+ \rightarrow \pi^+ n$$

$$\Delta^- \rightarrow \pi^- n$$

Pion Decays:

$$\pi^+ \rightarrow \mu^+ \nu_\mu$$

$$\pi^- \rightarrow \mu^- \bar{\nu}_\mu$$

$$\hookrightarrow e^+ \bar{\nu}_\mu \nu_e$$

$$\hookrightarrow e^- \nu_\mu \bar{\nu}_e$$

- ✓ Maximize muon antineutrino flux
- ✓ Minimize electron antineutrino background
- NOT melt the target
- Keep radiation to acceptable levels

I will focus on the first two.


Target Design Considerations

- ✓ Maximize muon antineutrino flux
 - Maximize π^+ production (Low Z)
- ✓ Minimize electron antineutrino background
 - Use material that will capture π^- (High Z)

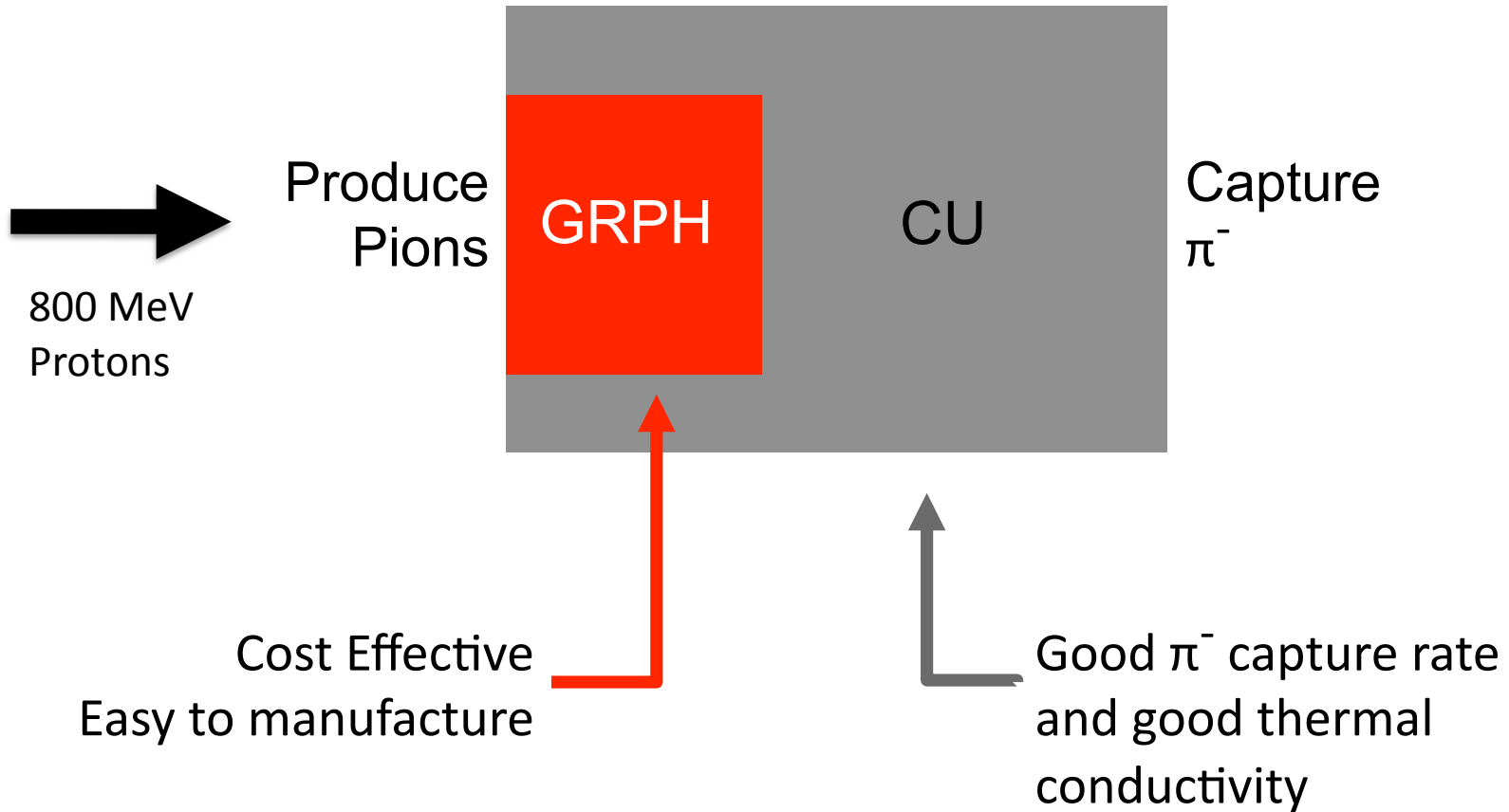
Target Design Considerations

- ✓ Maximize muon antineutrino flux
 - Maximize π^+ production (Low Z)
- ✓ Minimize electron antineutrino background
 - Use material that will capture π^- (High Z)

Two material target



High Z



Target Geometry



Graphite needs to be thin enough for pions to enter copper before decaying. *Competing effects.*

- Thickness of GRPH determined by simulation.
 - + Optimal thickness ~ 80 cm (interaction length)
- Further shaping deduced from heat transfer analysis.

Pion Production – MARS and GEANT4

- + Pion production is our figure of merit. Gives us our neutrinos.
- + Want to compare simulation output to experimental values.

Compare:

Pions per **interacting**
proton.

[simulation]

$\sigma_{pion} / \sigma_{inelast}$

[experimental]

- + Tricky to compare.
- + We do not have σ_{pion} and $\sigma_{inelast}$ cross-sections at **SAME** energies!

Pion Production – MARS and GEANT4

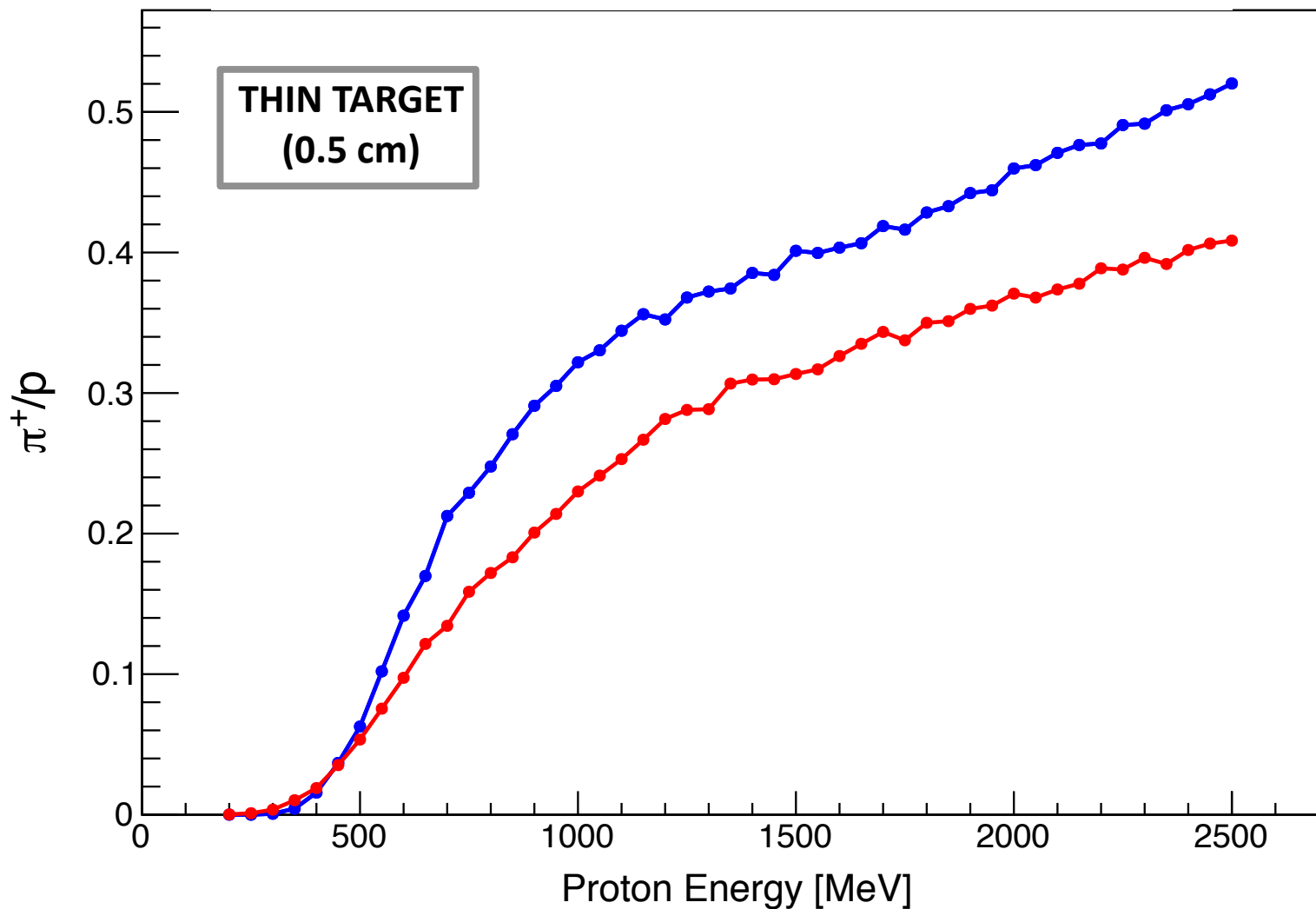
To get $\sigma_{pion} / \sigma_{inelast}$ for Experimental Data:

- Interpolate σ_{pion} and errors
- Interpolate $\sigma_{inelast}$ and errors
- Divide interpolations and propagate interpolated errors to get ratio.

Pion Production – MARS and GEANT4

π^+ per Interacting Proton vs. Proton Energy

(GEANT4) (MARS)



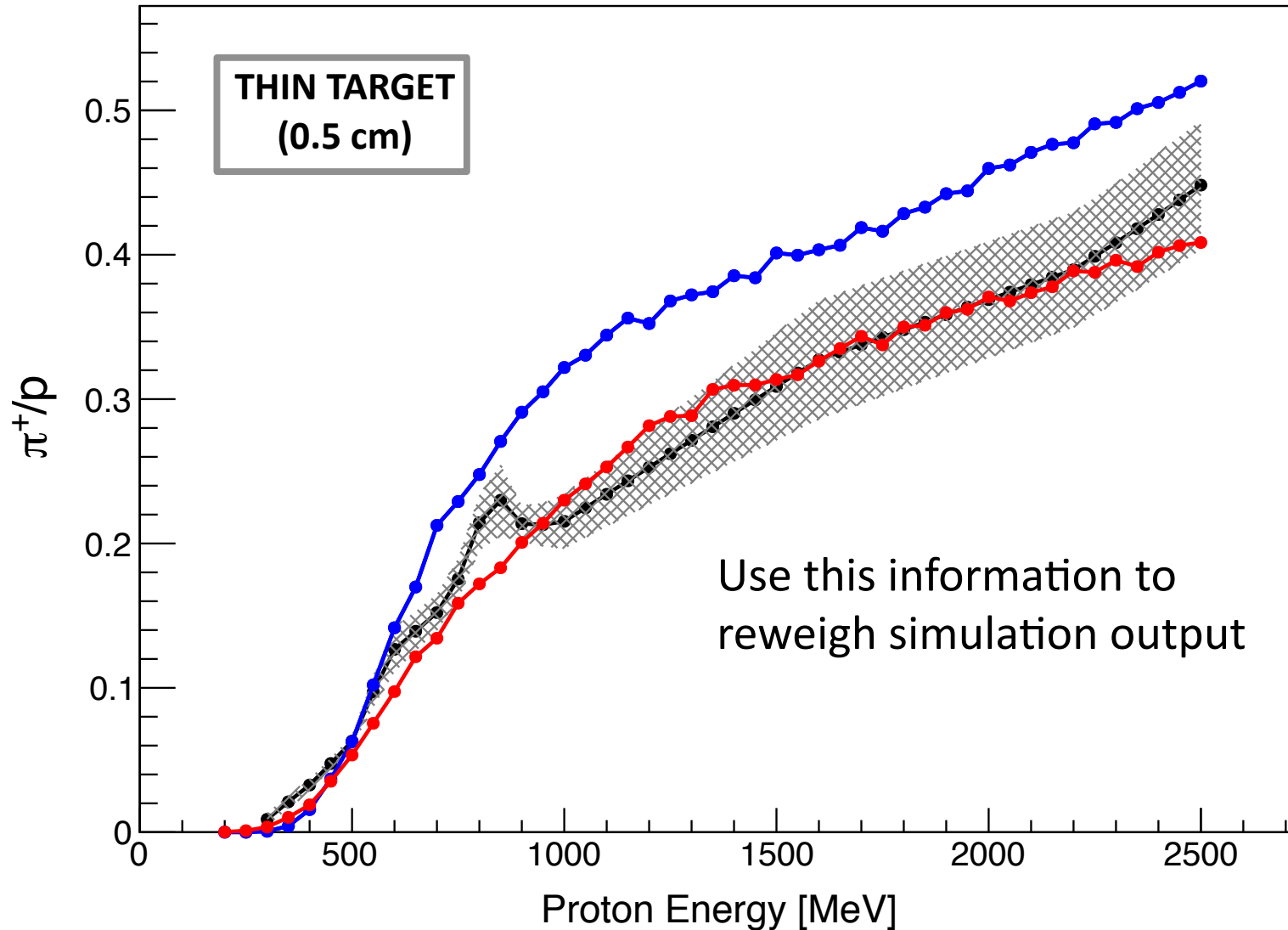
Pion Production – MARS and GEANT4

π^+ per Interacting Proton vs. Proton Energy

(GEANT4)

(MARS)

(Interpolated Ratio and Errors)



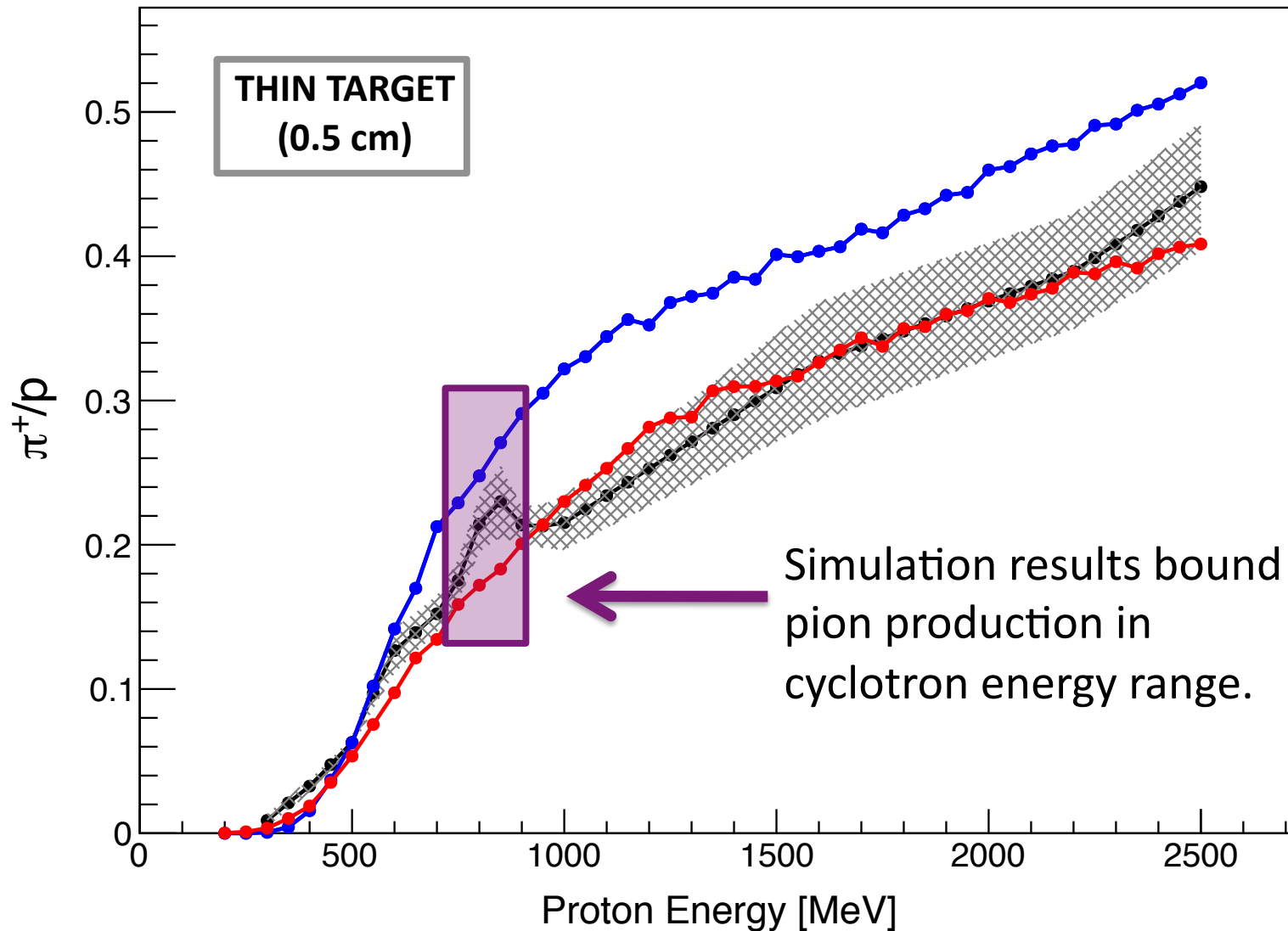
Pion Production – MARS and GEANT4

π^+ per Interacting Proton vs. Proton Energy

(GEANT4)

(MARS)

(Interpolated Ratio and Errors)



Conclusion

DAEdALUS will make measurements of electron antineutrino appearance by measuring signal from sources at three distances.

The materials and geometry of the beam targets impact the neutrino flux and background.

For pion production, we can use comparison with experimental data to reweigh simulation output. Without such reweigh, GEANT4 and MARS bound the potential flux of our sources.

Conclusion

DAEdALUS will make measurements of electron antineutrino appearance by measuring signal from sources at three distances.

Thank you!

The materials and geometry of the beam targets impact the neutrino flux and background.

For pion production, we can use comparison with experimental data to reweigh simulation output. Without such reweigh, GEANT4 and MARS bound the potential flux of our sources.

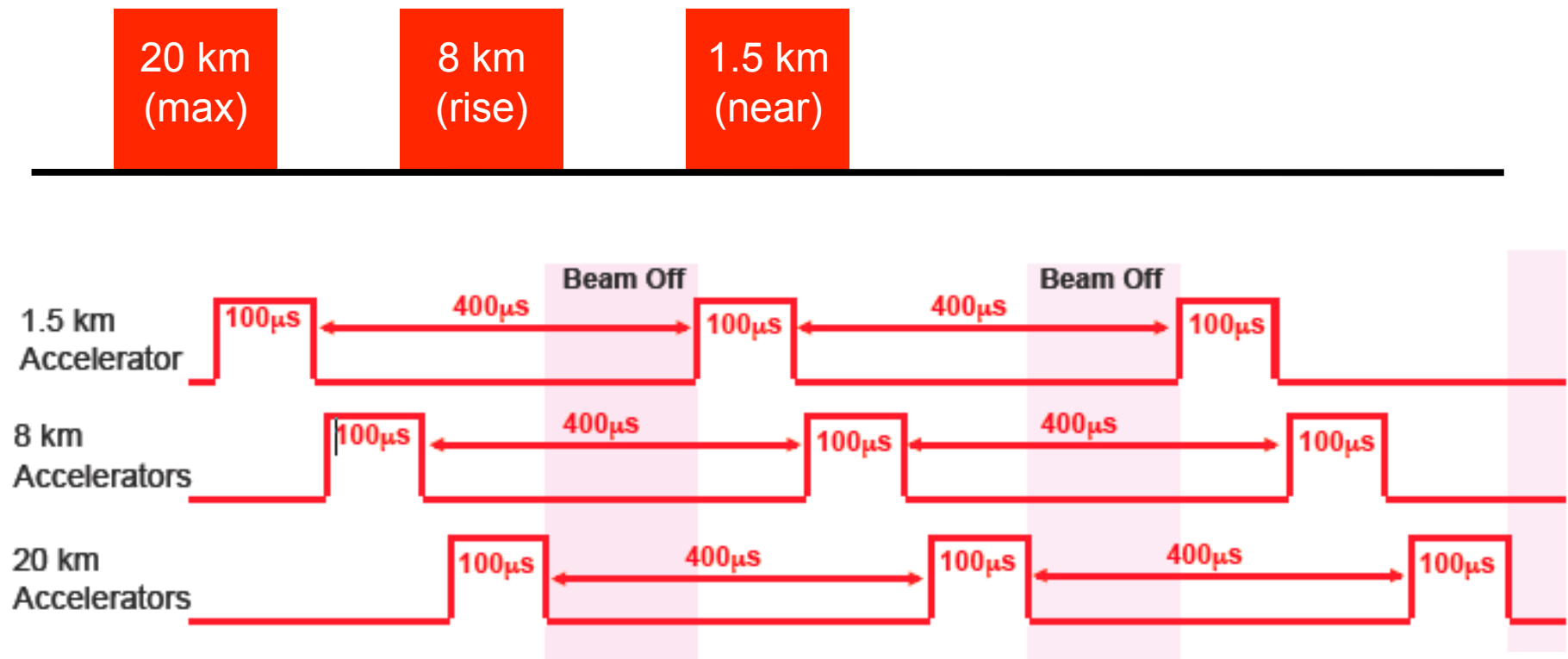
Special thanks to Adriana Bungau for GEANT4 data, Janet Conrad, and the DAEdALUS Collaboration.

DAEδALUS - Design

3 sources, 1 detector

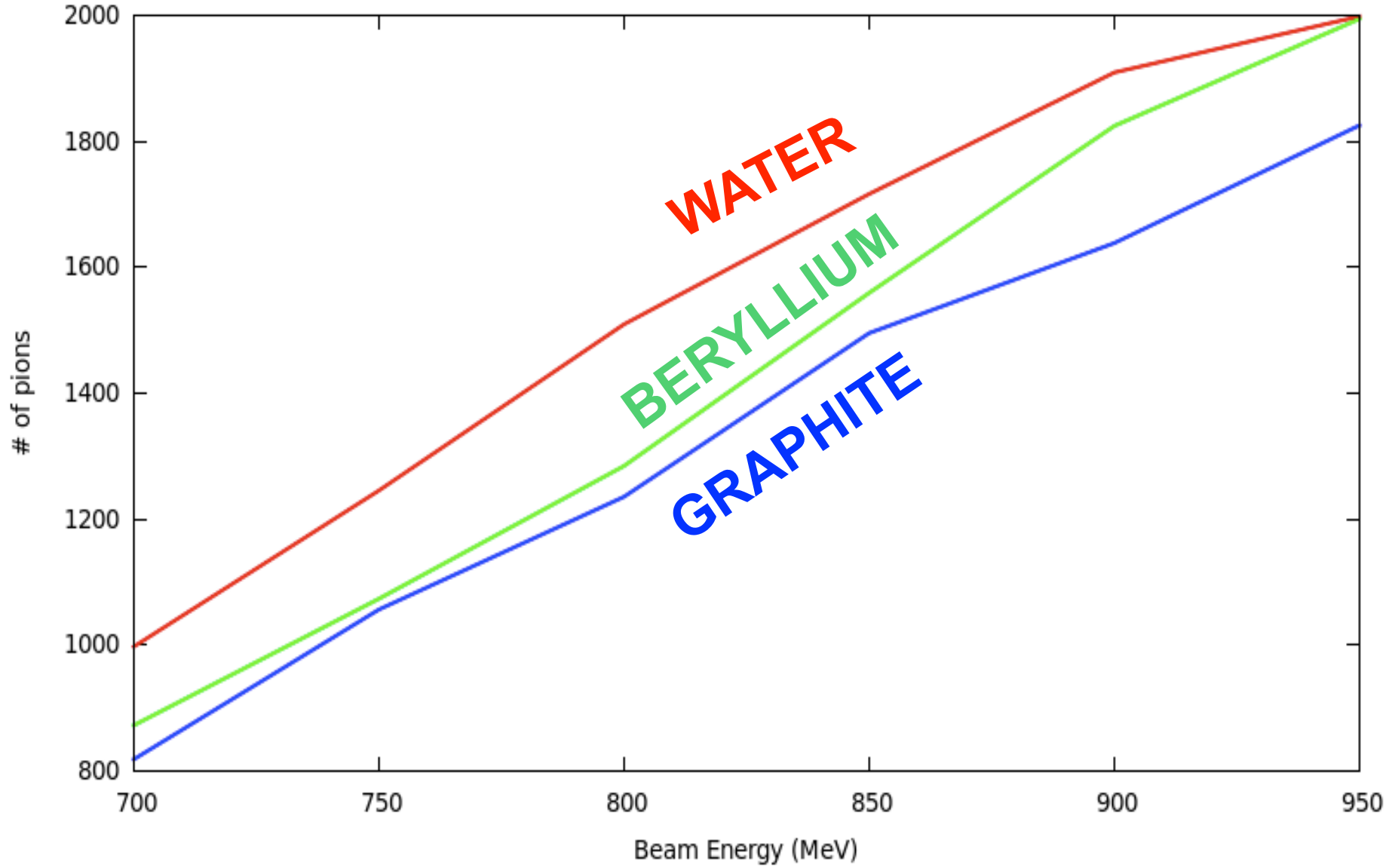
Each source:

- 1 H₂⁺ compact cyclotron - ~800MeV Protons out
- 1 Beam Target



Low Z

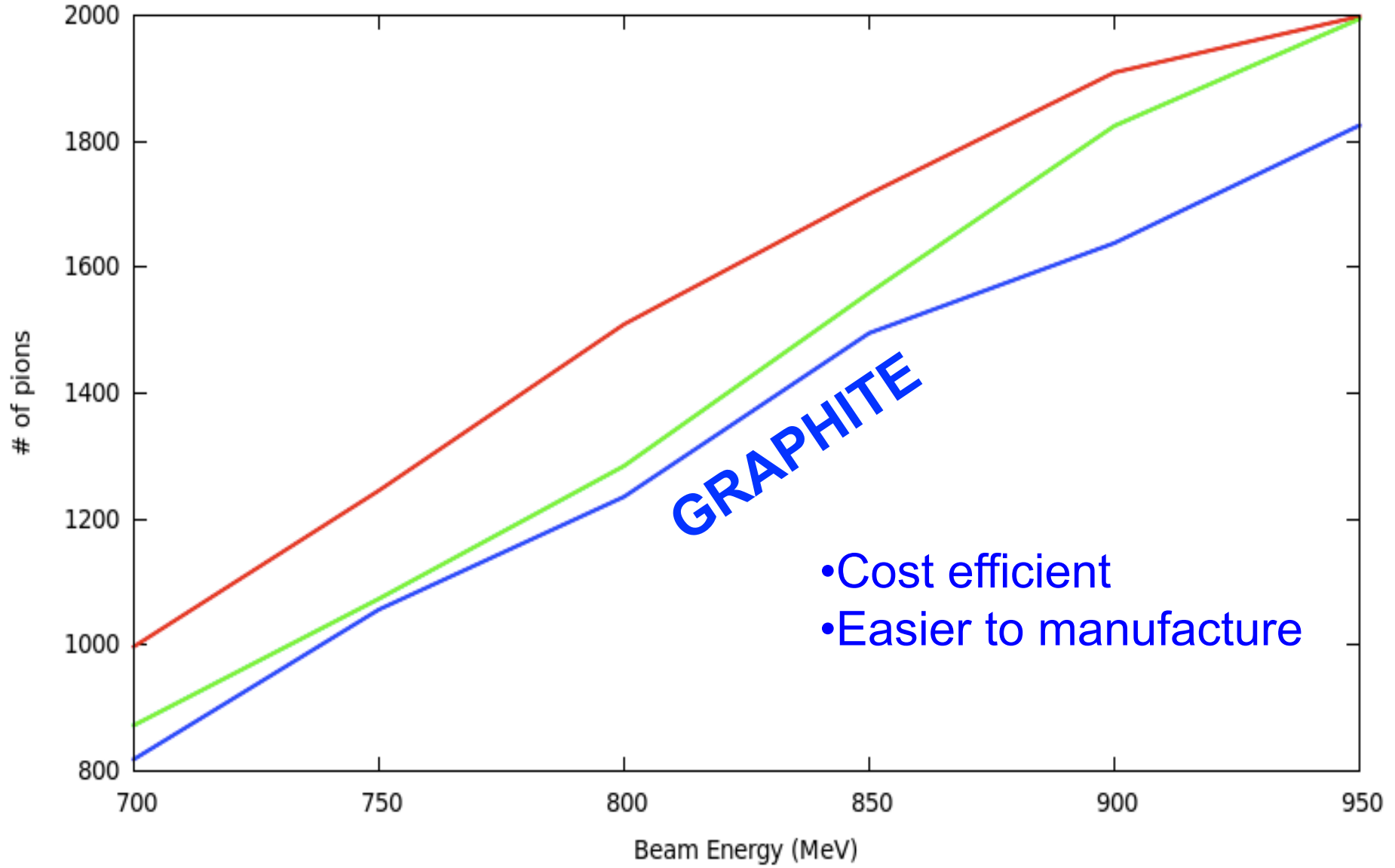
pion production for various materials



Plot by Adrien Houlier

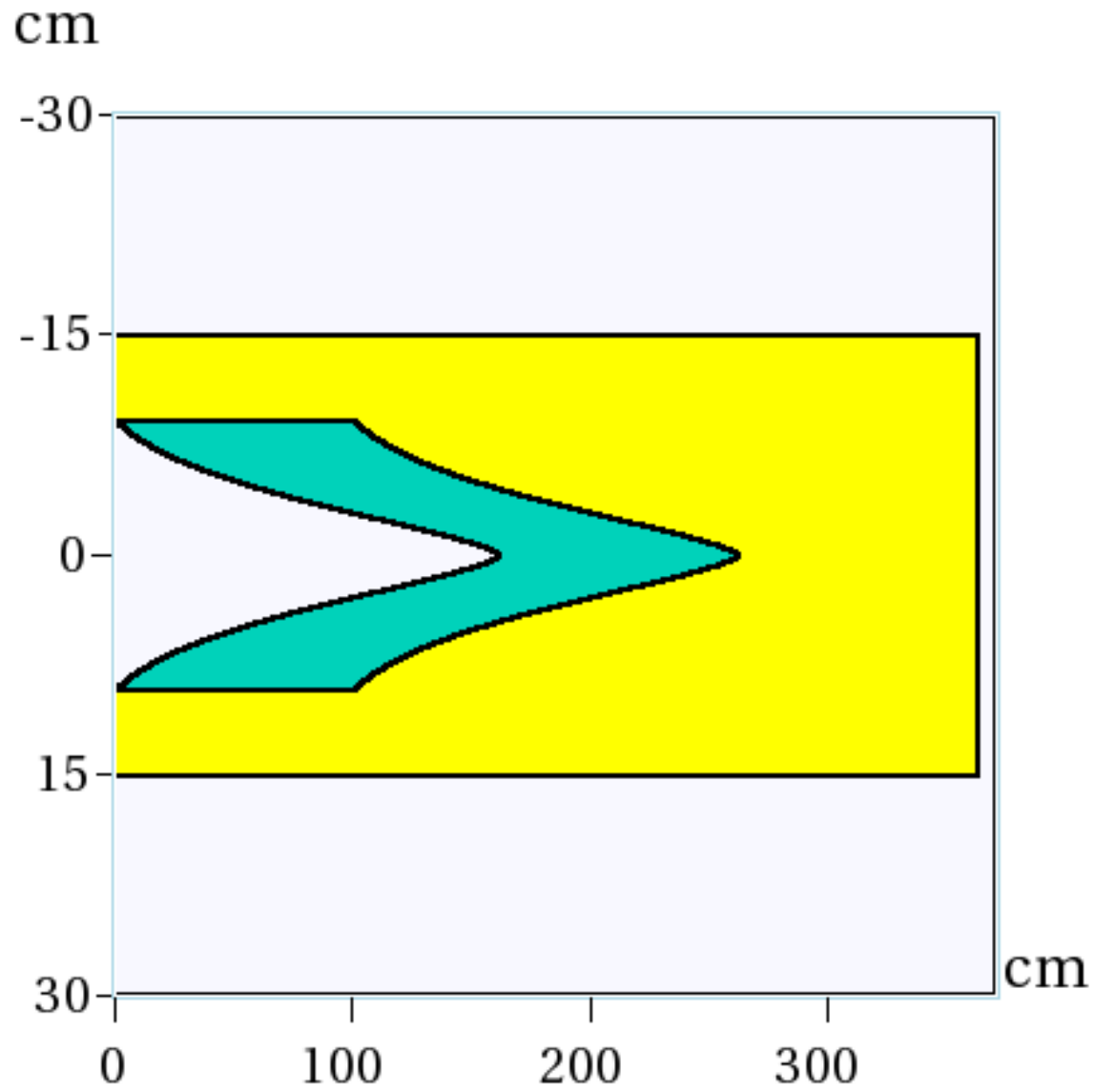
Low Z

pion production for various materials

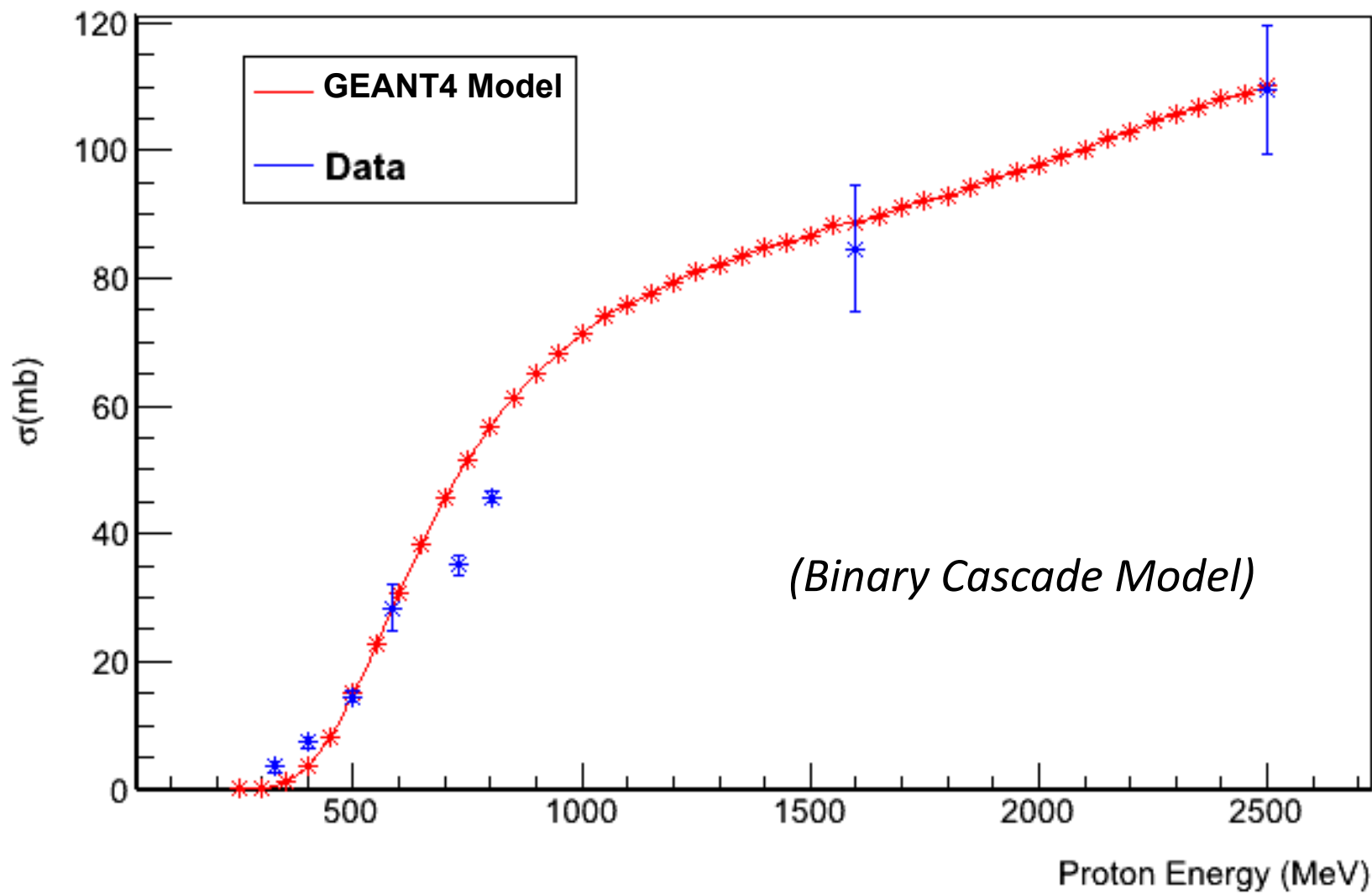


Plot by Adrien Houlier

Example of Shaping wrt to heat transfer analysis

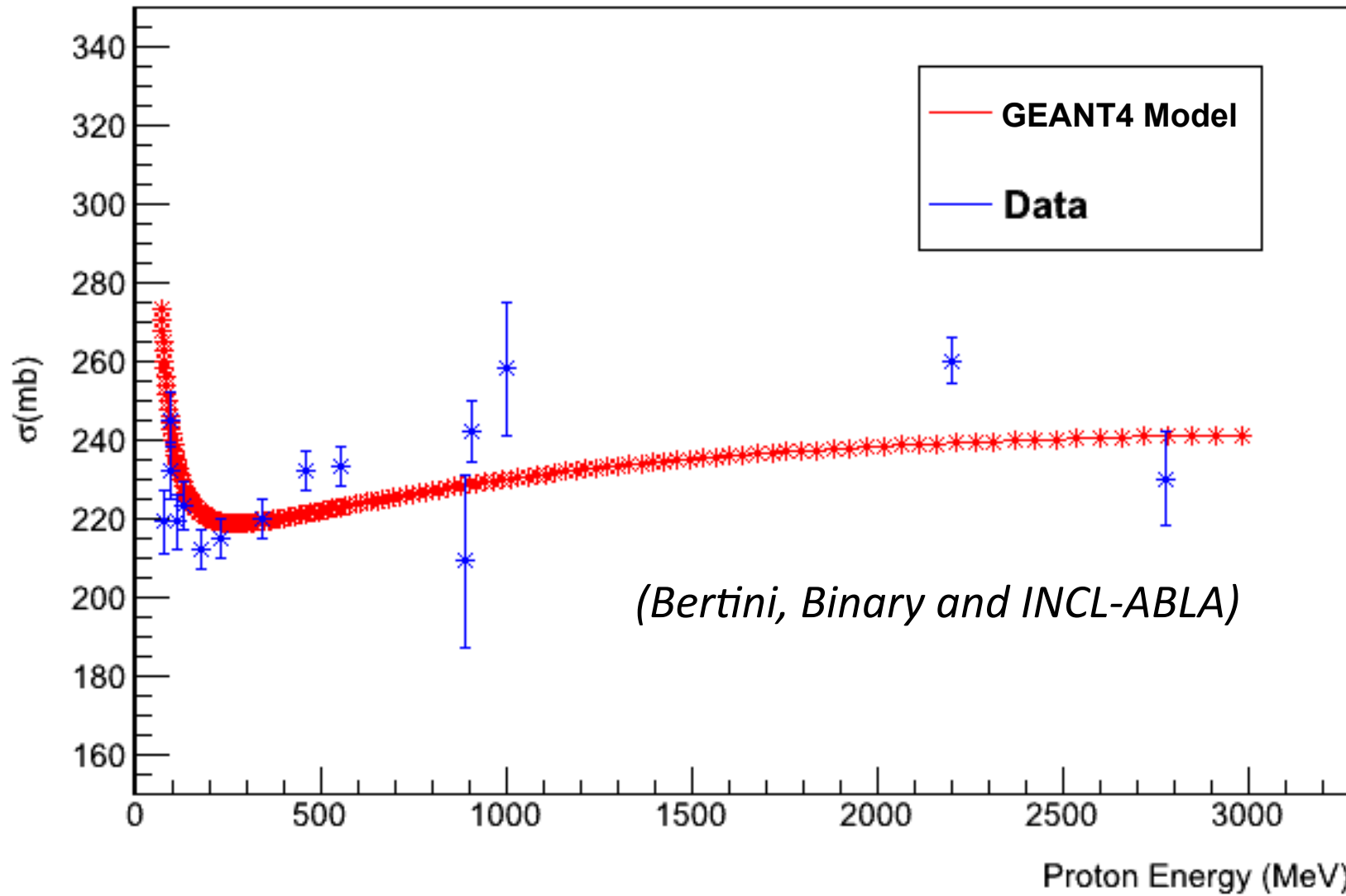


Pion production xsection



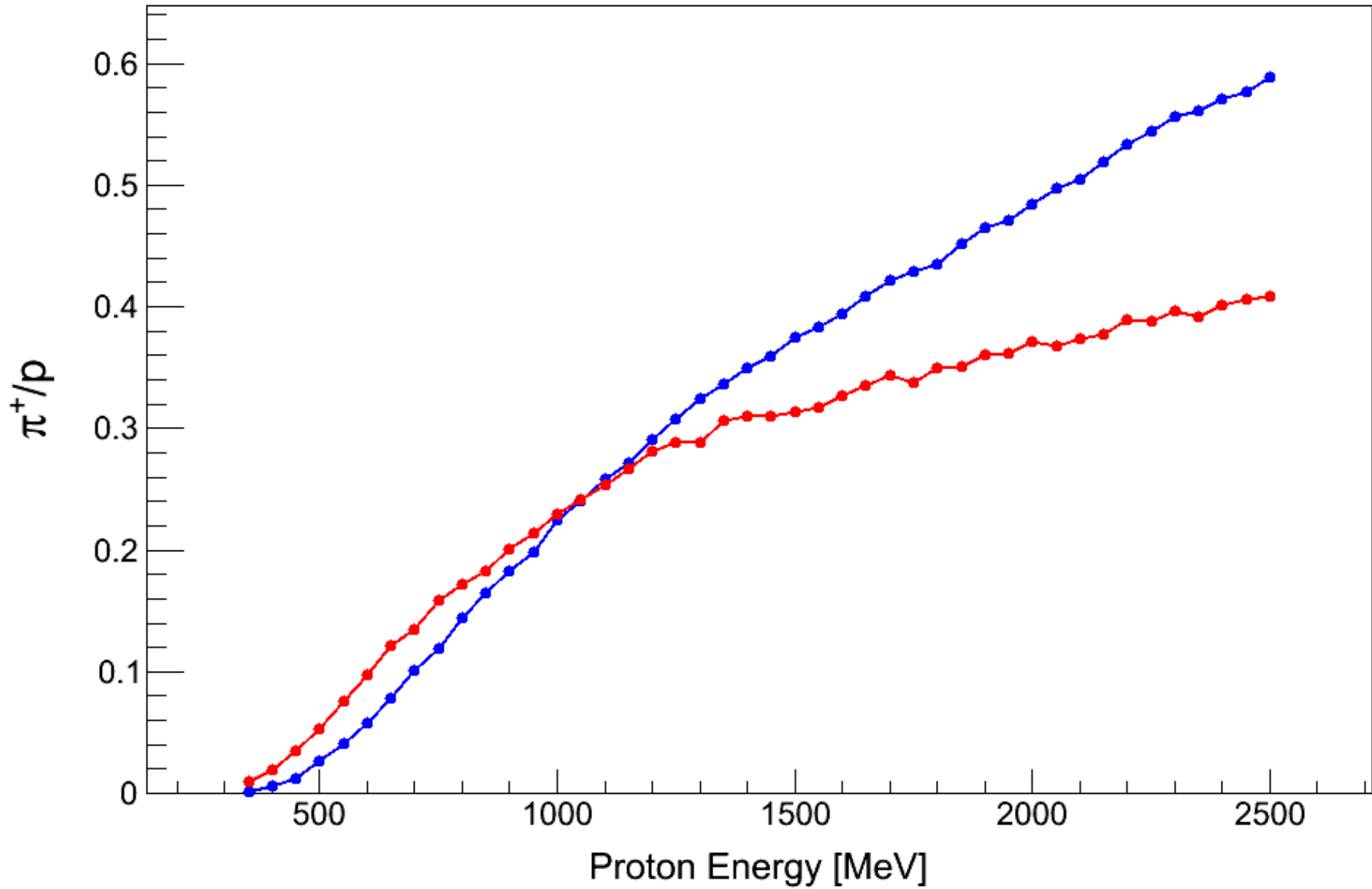
Plot by Adriana Bungau

Proton inelastic xsection

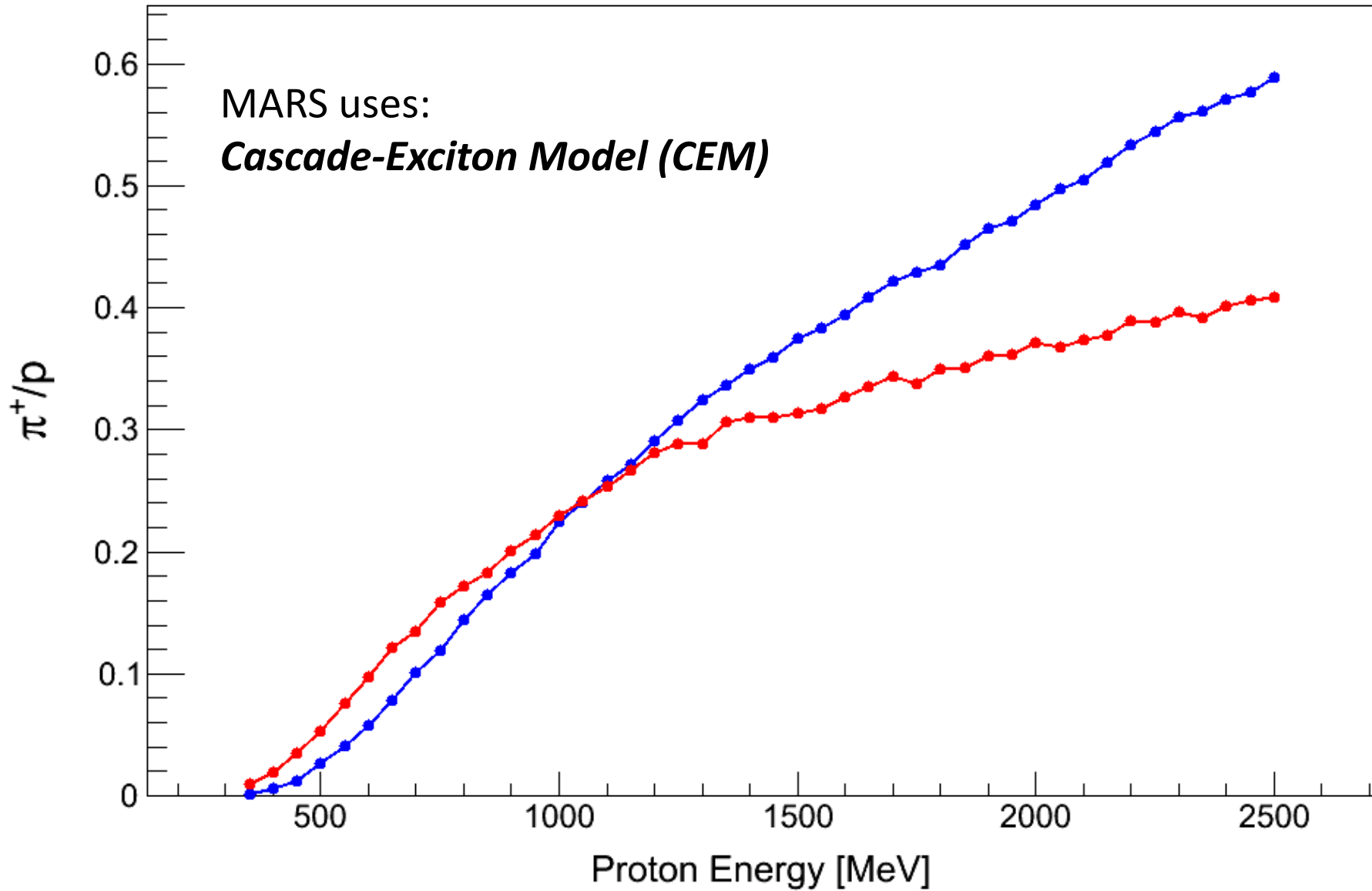


Plot by Adriana Bungau

π^+ per Interacting Proton vs. Proton Energy (MARS)
Thin (0.5 cm) and Thick (200 cm) GRPH Target



π^+ per Interacting Proton vs. Proton Energy (MARS)
Thin (0.5 cm) and Thick (200 cm) GRPH Target



π^+ per Interacting Proton vs. Proton Energy (MARS)
Thin (0.5 cm) and Thick (200 cm) GRPH Target

